

Item type

Wall lamp

Item name

Verbier

Item no

114783

Attention!

Do not connect your luminaire to electricity until it is fully assembled.

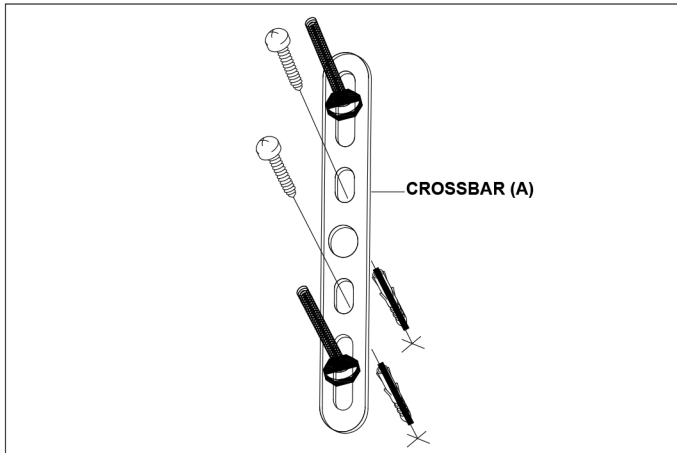
Care instructions:

Wipe with a soft cloth, do not use chemicals or abrasive cleaning materials.

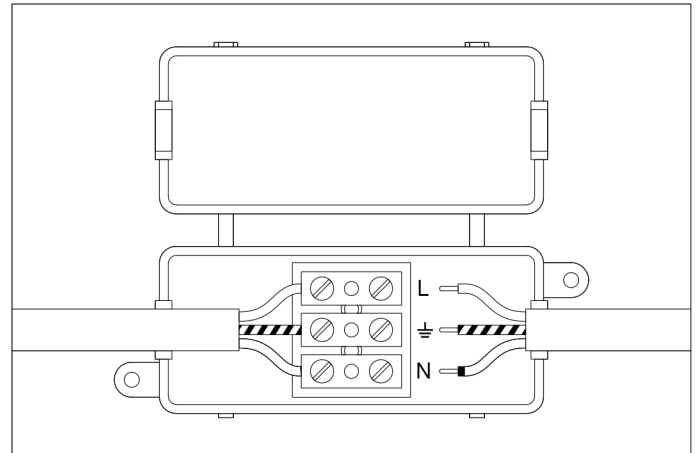
Eichholtz B.V.

Delfweg 52
2211 VN Noordwijkerhout
The Netherlands

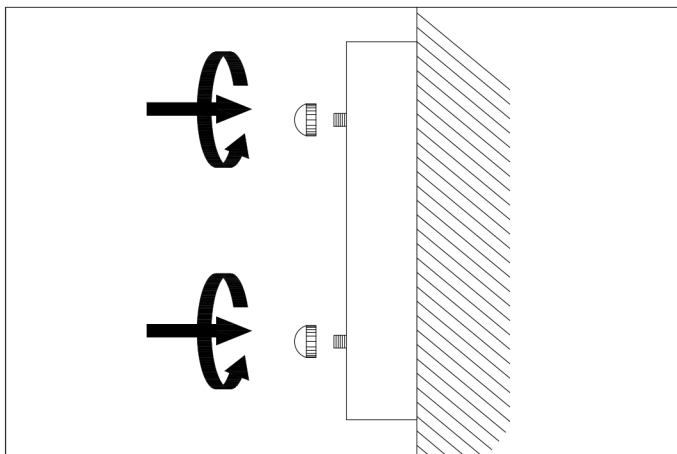
🏠 www.eichholtz.com
✉ service@eichholtz.com
☎ +31 (0)252 515 850



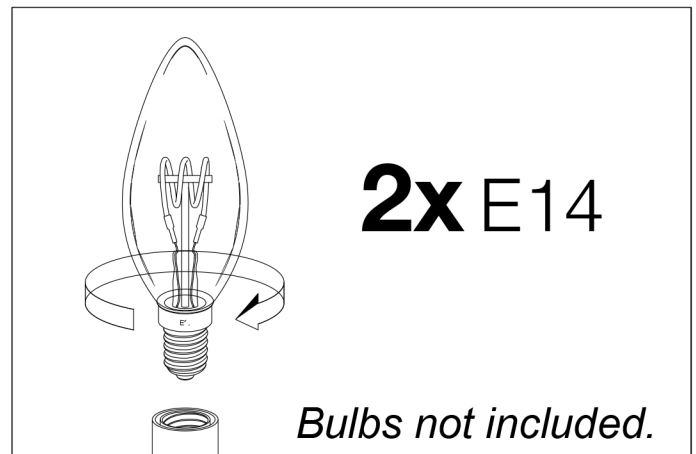
1. Fix the cross bar to the wall by using wall mounting plugs and screws suitable for your wall type.



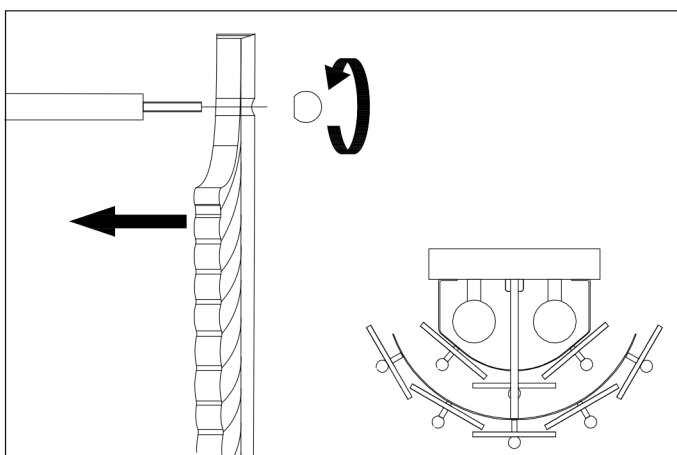
2. Connect the 3 wires according to their colours. Brown is the live wire, blue is the neutral wire, green/yellow is the earth wire.



3. Place the lamp over the cross bar and fix it securely with the nuts.



4. Place the bulbs.



5. Place the glass pcs according to the drawing and secure them with the balls.