

Item type

Floor Lamp

Item name

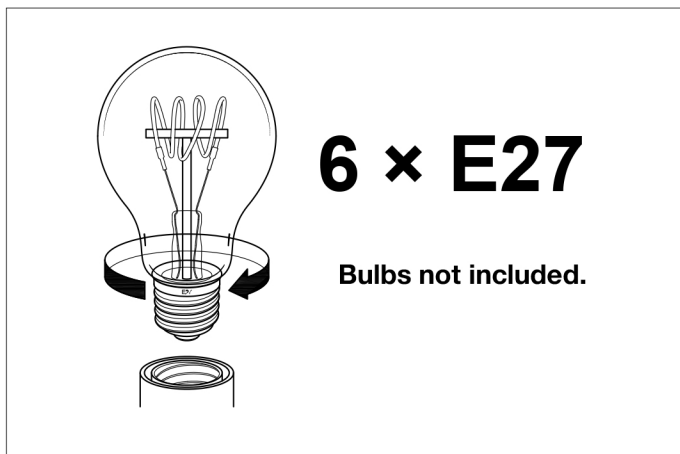
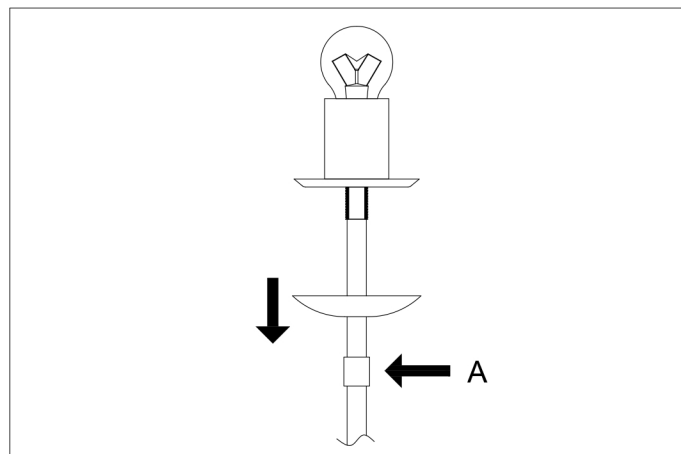
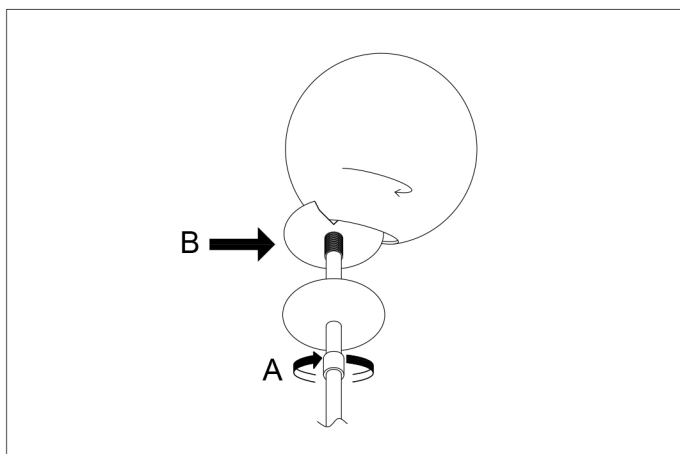
Tortora

Attention!

Do not connect your luminaire to electricity until it is fully assembled.

Care instructions:

Wipe with a soft cloth, do not use chemicals or abrasive cleaning materials.

Eichholtz B.V.Delfweg 52
2211 VN Noordwijkerhout
The Netherlands🏠 www.eichholtz.com
✉ service@eichholtz.com
☎ +31 (0)252 515 850**1.** Place the bulbs.**2.** Unscrew the ring (part A) so you can move the cover down.**3.** Tilt the glass ball so you can place it over one side of part B. Then tilt again so it is completely over part B. Now tighten part A until the glass is secure.